



This webinar will start in a few moments ...

Copilot in Power Platform

A Whole New Way to Work



23rd November 2023



Chris Botha

BU Commercial Manager

First Technology Digital



Gary Finberg

BU Technical Manager

First Technology Digital



Innovation

Application & Mobile Development
Integration & Cloud Development
DevOps & Quality Assurance Practice
IoT & Custom Monitoring Devices
Dynamics (Microsoft CE)



Automation & Integration

Business Process Automation
Low-code Development
Integration & Cloud Development
Virtual Development Teams



Digital Workplace

Content Management Platforms
Low-code Development on Power Platform
Employee Collaboration & Self Services
Microsoft Teams Teams Adoption
Employee engagement




Data & Analytics

Infrastructure services
Remote database management
SQL and Azure BI stack







Does your organization currently use any low code tools?



Would you like a free hands-on workshop with our team?

Call +27 10 501 0800 or reach us at info@firsttech.digital to get started!

- Introductions
- DEMOS
 -  Copilot in Power Apps
 -  Copilot in Power Automate
 -  Copilot in Power Pages
 -  Copilot in Power Virtual Agents
- Q&A


Copilot for Power Apps



Copilot for Power Automate



Could your organization benefit from virtual agents, but you don't have the time to build them?



Would you like a free hands-on workshop with our team?

Call +27 10 501 0800 or reach us at info@firsttech.digital to get started!

Copilot for Power Virtual Agents

Create it with Copilot

Write a description of what you'd like your bot to cover, and Copilot will create your topic. [Learn more](#)


Name your topic *


Create a topic to... *

Let a user check the status of a flight, accepting the flight number and date. For each question add 2 message variations and a speech alternative.

AI-generated content can have mistakes. Make sure it's accurate and appropriate before using it. [Read terms](#)

Or try one of these examples to get started

 Let someone order a pizza, choosing from common pizza types and how many they want to order.



Create copilot with E2E SaaS and single pane of glass

Conversational Services
Integrate with Azure AI Studio, Azure Cognitive Services, Bot Framework and more



Chat over knowledge with Generative AI
Use generative answers and custom GPTs to provide enterprise specific answers over your files, websites, and internal shares



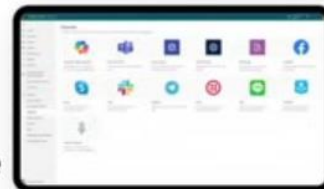
Monitor and Improve
with Rich out-of-the-box telemetry and analytics



Create specific topics
Supplement generative answers with specific, curated topics. Build them easily with the powerful graphical studio



Publish the copilot to **multiple channels, live instantly** on the SaaS service



Actions & Plugins
Create actions, plugins, or use pre-built Power Platform and OpenAI connectors to call your backends and APIs



Copilot Studio
The fastest way to build powerful generative AI copilots



Copilot for Power Pages

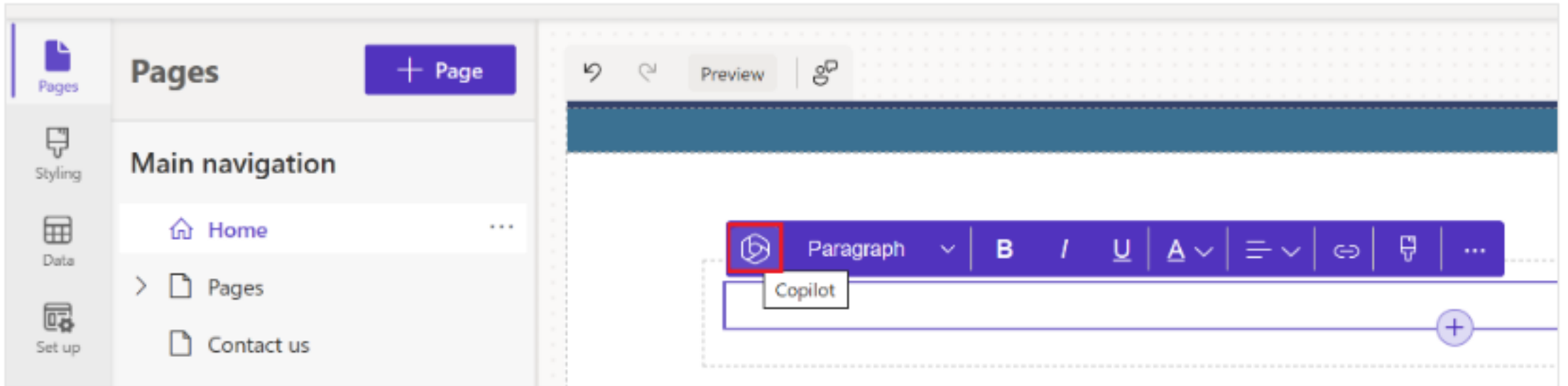
Start building your website with Copilot

Describe the site you want and let AI create the first draft




This AI-powered feature is in preview. [See terms](#)

- Use Copilot in Power Pages to describe the site you're trying to build from the Power Pages home
- Power Pages uses generative AI to determine the sitemap, generate homepage layout variations and additional pages, where you can choose these suggestions or make changes as needed and create a site.
- Once the site is created, you can continue to use Copilot inside the design studio to modify and refine the site – add pages, layout, forms, images, text
- Drop to VS Code to inject Javascript and CSS
- Significantly accelerates site creation as you don't need to manually build each page




Describe the text you need

For example, "I want to describe the benefits of student loan options at Contoso university." You can use up to 1,500 characters in your description

 **Describe the text you need** PREVIEW ×

I want to describe the benefits of student loan options at Contoso university|

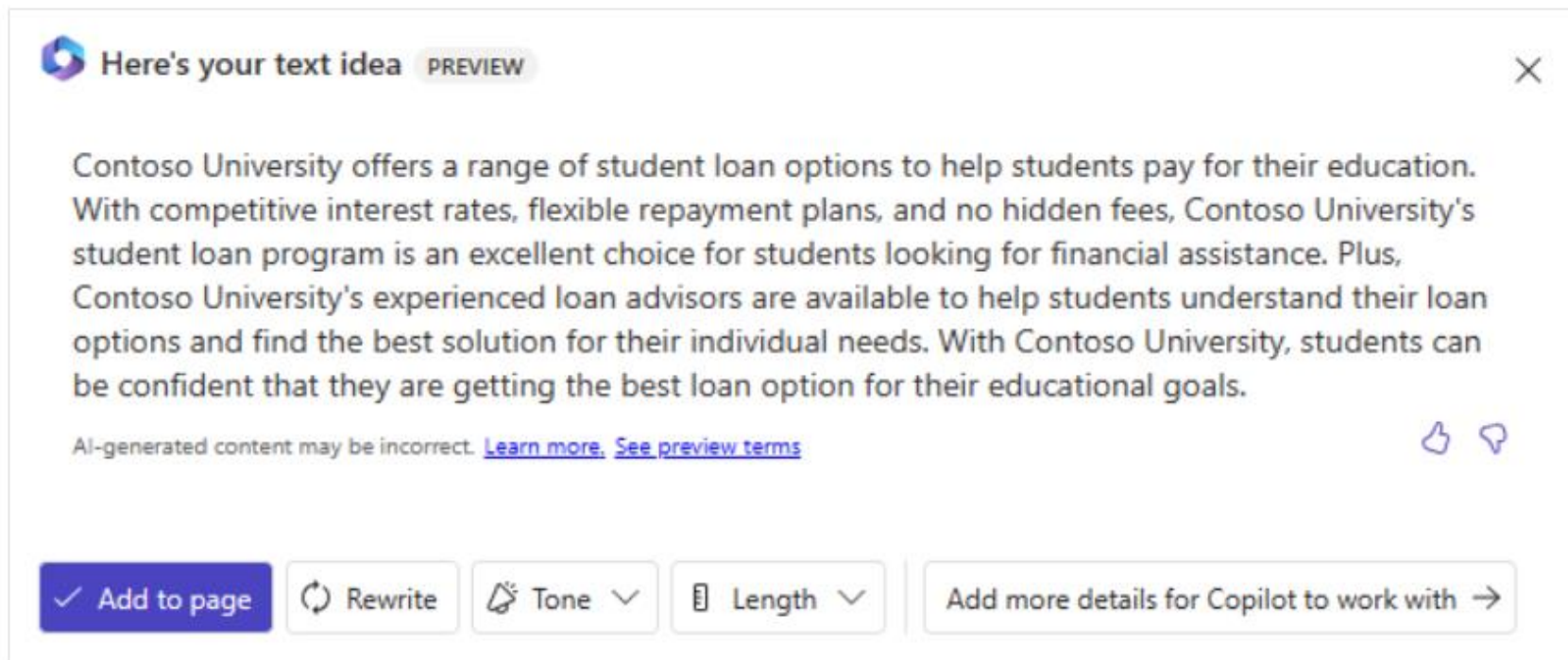
78/1500



AI-generated content can have mistakes. Make sure it's accurate and appropriate before using it. [Learn more.](#) [See preview terms](#)

Describe the purpose... Share your thoughts on... Provide an overview of... ↻

- To refine your description and generate new text, select Rewrite.
- To keep the generated text but make it sound more friendly, casual, educational, professional, or excited, select Change the tone.
- To keep the generated text but make it more concise or expand on it, select Adjust the length
- To give Copilot more information, select Add more details for Copilot to work with.



Here's your text idea PREVIEW ×

Contoso University offers a range of student loan options to help students pay for their education. With competitive interest rates, flexible repayment plans, and no hidden fees, Contoso University's student loan program is an excellent choice for students looking for financial assistance. Plus, Contoso University's experienced loan advisors are available to help students understand their loan options and find the best solution for their individual needs. With Contoso University, students can be confident that they are getting the best loan option for their educational goals.

AI-generated content may be incorrect. [Learn more.](#) [See preview terms](#) 👍 👎

Jumpstart your journey with our FD Microsoft 365 Copilot Technical Readiness assessment (CTR)

To avoid unwanted surprises, your environments should be prepared accordingly. We offer a comprehensive service of technical readiness assessment and preparation, to guide you through the necessary steps to ensure you are fully ready to enjoy Copilot from the first moment.

Copilot has the same level of access to data as the user who's using it, so crucial in the adoption of Copilot is to make sure obsolete permissions are revoked, sensitive data is well protected, and any anomalies and risks are monitored.

FD will support you in achieving a safe and functional environment, independent of your environment's maturity

✔ Readiness		🔄 Sustainability
STEP 1 <ul style="list-style-type: none">• Centralize your data in Microsoft 365 so it can be accessible to Copilot.• Improve your data quality as the foundation for AI recommendations.	STEP 2 <ul style="list-style-type: none">• Identify sensitive and overshared content in Microsoft 365.• Clean up permissions and enforce policies to secure your data.	STEP 3 <ul style="list-style-type: none">• Enforce go-forward governance of workspace creation and classification.• Establish data lifecycle policies for ongoing compliance

Requirements: <https://learn.microsoft.com/en-us/microsoft-365-copilot/microsoft-365-copilot-requirements>

- Must have AD / Entra ID and be licensed for M365
- Minimum E3 / E5 M365 license + Copilot license (add-on)

Licensing:

- Available since 1 Nov 2023
- \$30 per user per month
- Minimum 300 seats (but ONLY if customer is on Enterprise Agreement)
- This price will be the same for all users, regardless of job role or title.
- Organizations need to carefully consider which users need Copilot, and if Copilot is the right tool for their organization before purchasing.

Limitations:

- Only for Dataverse based applications (no SharePoint support)

Stop wasting time on manual tasks and let AI do the work for you



- Microsoft Copilot: <https://adoption.microsoft.com/en-us/copilot>
- First Digital on YouTube (recording): <https://www.youtube.com/@firsttechnologydigital6229/videos>



Would you like a free hands-on workshop with our team?

Call +27 10 501 0800 or reach us at info@firsttech.digital to get started!